

# QUARTERLY MONITORING REPORT

**DIRECTORATE:** Environment  
**SERVICE:** Environmental & Regulatory  
**PERIOD:** Quarter 4 to period end 31st March 2009

## 1.0 INTRODUCTION

This quarterly monitoring report covers the Environment & Regulatory Services Department second quarter period up to 31 March 2009. It describes key developments and progress against all objectives and performance indicators for the service.

Given that there are a considerable number of year-end transactions still to take place a Financial Statement for the period has not been included within this report in order to avoid providing information that would be subject to further change and amendment. The final 2008/09 financial statements for the Department will be prepared and made available via the Council's Intranet once the Council's year-end accounts have been finalised. A notice will be provided within the Members' Weekly Bulletin as soon as they are available.

The way in which traffic light symbols have been used to reflect progress to date is explained in Appendix 6.

***It should be noted that this report is presented to a number of Policy and Performance Boards. Those objectives and indicators that are not directly relevant to this Board have been shaded grey.***

## 2.0 KEY DEVELOPMENTS

### PLANNING

#### Planning Policy

The Strategic Housing Land Availability Assessment was published in February 2009.

The Waste Development Plan Document (DPD) completed public consultation on strategy and site issues. Public consultation on Preferred Options is timetabled for September 2009.

The Planning for Risk SPD completed public consultation and is due for adoption in September 2009.

A significant amount of progress has been made on the Core Strategy DPD and associated evidence base. This DPD will be placed on public consultation in September 2009.

Representations were submitted to 4NW on 27th March in response to the stakeholder consultation on Gypsy and Traveller pitch provision figures proposed for Halton. This followed the Exec Board Report of 19th March. The Sandymoor SPD was adopted in February 2009.

### **Development Management**

Development Management Summary Stats for Q4:

Applications Received - 203

Applications Decided - 113

Applications on hand (undecided) - 115

N.B. There are certain applications (such as tree preservation orders) that are not counted in the statutory CLG speed of processing statistics (NI 157). This accounts for the difference between the figures reported above and the figures given for NI157.

Summary of major applications received (but not necessarily decided) over the last Quarter.:

09/00018/FUL

Proposed development of 74 No. new dwellings (for rent and shared ownership) comprising a mix of apartments, bungalows and 2, 3 + 4 bed houses on land Opposite Murdishaw Community/Play Centre Barnfield Avenue Runcorn Cheshire. Received 14/01/2009.

09/00096/FUL

Proposed redevelopment of garage, filling station, former drill hall and adjacent land to provide 31 No. apartments in two buildings , including car parking and amenity space areas (resubmission of 08/00195/FUL) at Surrey St Garage/drill Hall And Surrounding Land Surrey Street/Greenway Road Runcorn Cheshire WA7 5TT. Received 10/03/2009.

09/00101/OUT

Outline application with landscape matters reserved for Class A1 Foodstore (total floorspace 10,885sq.m) with associated parking and servicing facilities at Ashley Retail Park Lugsdale Road Widnes Cheshire WA8 7YT. Received 13/03/2009.

09/00129/OUT

Outline application (with all matters reserved) for residential development of up to 469 No. dwellings on Land At Sandymoor Runcorn Cheshire. Received 27/03/2009.

09/00144/OUT

Outline application (with landscaping matters reserved) for the erection of 15 No. dwellings with access and associated works at Eight Towers Weates Close Widnes Cheshire WA8 3RH. Received 23/03/2009.

These applications are those that result in the biggest changes to the built infrastructure of the Borough. More information on any application can be found on the online planning system <http://www.halton.gov.uk/planningapps>

### **LANDSCAPE SERVICES**

The service restructure that has seen the creation of distinct yet inter-related operation units (Parks, Streetscene, External Contracts) was completed in the final Quarter of 2008/9. The new units are working very well and improvements are evident on the ground.

The Division had provided a landscape maintenance service to the Halton Housing Trust since the creation of that organisation in December 2005. During that period the Division has delivered a good quality service to the Housing Trust. Halton Housing Trust went through a Competitive Dialogue Contract Award process during the year 2008/9. The Landscape Services Division took part in that process. Three organisations, including the Landscape Services Division made it through to the final stage. Unfortunately the Division was beaten by four percentage points into second place. The Landscape Services Division actually put in the cheapest price. The winning contractor was Vale Contract Services. The Division completed its contract with the Halton Housing Trust on the 31st March 2009. Five staff TUPE Transferred to Vale Contract Services. A further three who were due to transfer had secured alternative employment within HBC. The loss of the contract does not adversely effect the Landscape Services Division as it was delivered by a self contained team.

During Q4 the Landscape Services Division underwent a Service Review as part of the Council's efficiency Review. The service was chosen to act as a pilot for future reviews. The results of the review will be published in Q1 of 2009/10.

### **ENVIRONMENTAL HEALTH**

The authority is required by law to appoint a public analyst(s) to undertake formal analysis of food in accordance with food law. The authority has a procedure for the appointment of public analysts. the formal appointment process for the Lancashire County Analyst was completed and they now have the legal status of our public analyst

In April 2009 the Food Standards Agency (FSA) will launch a new system for Local Authorities to record and report data regarding the regulatory food safety function. This will include changes in the data recorded by the authority and the manner in which the returns are submitted. Work to make the necessary amendments to the data requirements has been ongoing during 2008-2009.

The core regulatory function of the team will now be monitored as part of the authority's Comprehensive Area Assessment by a new national indicator 184. This outcome measure will assess the number of food premises in the area which are broadly compliant with food hygiene law. This data will be reported via the FSA's Local Authority Enforcement Monitoring System. There is at present no set target of expected performance. At present about 70% of premises in Halton are broadly compliant with food law.

### **WASTE MANAGEMENT**

The Waste Management and Recycling Contract (WMRC) procurement project completed its final stage during quarter 4 with technical, legal and financial evaluations of the final submitted bid documents. A preferred bidder is to be announced in April with the new contract due to commence on 1st June 2009.

Participants submitted detailed solutions for the future Resource Recovery Contract (RRC) during March. Evaluation of the detailed solutions for this contract, which will provide future facilities for the treatment of residual waste, are now being concluded and the results will be provided to members in future reports.

During this last quarter 3,000 households were added to the green waste collection service, taking the total number of properties served to 37,800. A further 3,000 properties were provided blue wheeled bins for recycling, taking the total number of properties with blue wheeled bins to 42,000.

During this quarter 17 Fixed Penalty Notices were issued for litter offences and 6 were issued for dog fouling offences. Of those issued 13 were paid, 5 elected to go to court and 5 were still in process at the time of writing this report.

## **3.0 EMERGING ISSUES**

### **PLANNING**

Work continues on the emerging Single Regional Strategy with consultation on the Principles and Issues Paper closing on 30th April 09.

### **LANDSCAPE SERVICES**

The Landscape Services Division design team currently has a very large workload. Projects such as Playbuilder, the Runcorn Town Hall Park project and Parks for People have stretched the section. It was agreed in Q4 that a temporary position of Landscape Architect be created for a period of 2 years so that the Division can deliver the Council's projects.

### **ENVIRONMENTAL HEALTH**

Over this quarter there have not been any significant new or emerging issues for the contaminated statutory function. Major development and the implementation of the Contaminated Land Inspection Strategy continue to form the section's workload. There are currently four active Part 2A sites at various stages within the assessment and remediation process.


In March 2009 the Food Standards Agency issued guidance that childminders that served food as part of their service should be included in Local Authority intervention programmes. Previously this category of premises had been considered relatively low risk and had not been included on the intervention programme. The effect of this guidance will be to add approximately 120 premises to the intervention programme for 2009-2010. Whilst many of these premises may ultimately be rated as low risk, there is still an expectation from the Food Standards Agency that each premises will receive an intervention to determine the risk rating for food safety and standards.

The primary purpose of the Health and Safety at Work Act (HSWA) is to control risks from work activities. The role of the Enforcing authorities (EA's) is to ensure that duty holders manage and control these risks and thus prevent harm to people at work and those affected by work activities. HSE and LAs both have a duty to 'make adequate arrangements for enforcement' under Section 18 of HSWA. S18 guidance sets out the standards that HSC requires EA's to meet in order to comply with their duty to make "adequate arrangements for enforcement" and has mandatory status. The HSE and Local Authorities Enforcement Liaison Committee (HELA) have issued a consultation document on S18 guidance to replace existing guidance on 'Priority Planning. The new guidance will be issued under S18 HSWA and will provide the necessary detail to help LA's comply with the S18 Standard on Priorities and Planning. The new guidance requires a shift of focus in terms of interventions as it reflects HSE new strategy and the key outcomes of the Hampton review. It sets out a new approach of effective Health and safety regulation by justified risk. The document recognises that a new system will require changes in LA systems, internal management and work recording systems therefore HELA are to introduce the new guidance from September 2009 and to risk rate in April 2010.

**WASTE MANAGEMENT**

A full review of Halton's Waste Management Strategy is due to take place in 2010. Officers are currently considering options for carrying out that review and reports on the project will be presented to members throughout 2009/10.

**4.0 PROGRESS AGAINST MILESTONES/OBJECTIVES**



14 milestones have been achieved during the year whilst 7 have not. For further details please refer to Appendix 1.

**5.0 SERVICE REVIEW**

**PLANNING**

The Policy Team took advantage of the free service from the Planning Advisory Service to review the work undertaken so far on the Core Strategy Preferred Options DPD. In the North West only Lancaster City Council has an adopted Core Strategy and therefore it was felt important to examine best practice in other regions with adopted Core Strategies to ensure Halton benefited from this experience. Senior officers from Chelmsford in Essex provided recommendations for improvements to the process and those recommendations have now been actioned. This innovative method of sharing experience will ensure Halton remains as efficient as possible in plan making.

### LANDSCAPE SERVICES




During the 2008/9 year the Landscape Services Division went through a restructure which was designed to enable it to effectively deal with current demands and priorities. In the final Quarter of the year the Division was chosen as a pilot for a service review as part of the Efficiency Review. A findings and recommendations report will be presented in the first Quarter of 2009/10.

In Q4 the Halton and St Helen's PCT began its funding for two additional Playground Maintenance Operatives. The individuals were recruited in March 2009. The funding will last for 5 years and will enable the Council to create and maintain five additional playground facilities. The Head of the PCT recently spoke at a national conference about this innovative project.

### ENVIRONMENTAL HEALTH




From 6 April 2008 the existing statutory arrangements in relation to stray dogs (The Dogs Act 1906) were repealed, and the statutory duties under the Environmental Protection Act 1990, which used to be jointly administered by the Police, fell solely to local authorities. Local Authorities retained their existing daytime statutory duties in relation to the seizure of stray dogs, but also assumed sole responsibility for providing an out of hours service. In order to harmonise standards and provide transparency to service users, as well as providing economies of scale it was agreed to adopt a subregional approach involving Halton, Knowsley, Liverpool and Sefton Borough Councils. As part of a general review of animal control procurement kennelling services and stray dog collection, were included in a two-part tender for three years, having an optional extension of up to 12 months. The Out of Hours Stray Dog Collection Service had been awarded to Animal Wardens Ltd and the kennelling contract was awarded to RSPCA (Liverpool Branch). In the interests of animal welfare, and in order to promote responsible dog ownership, the consortium introduced a two-tier fee with respect to reclaiming kennelled dogs, with a much lower fee for those claimed within two days, than those claimed after two days and up to seven days. It is anticipated this will improve the number of strays re-united with their owners, whilst also reducing costs. The two services are scheduled to commence in May 2009 running until at least May 2012.

## 6.0 PROGRESS AGAINST KEY PERFORMANCE INDICATORS

<b>Total</b>	<b>13</b>		<b>3</b>		<b>N/a</b>		<b>8</b>
--------------	-----------	---	----------	---	------------	---	----------

3 "Key" Performance Indicators met their targets whilst 8 did not. 2 new national indicators have been reported for the first time for which no targets had been set. For further details please refer to Appendix 2.

## 6.1 PROGRESS AGAINST OTHER PERFORMANCE INDICATORS

<b>Total</b>	<b>20</b>		<b>3</b>		<b>N/a</b>		<b>2</b>
--------------	-----------	---	----------	---	------------	---	----------

3 “Other” Performance Indicators met their targets for the year whilst 2 did not. 12 new indicators were reported for the first time for which targets had not been set. The remaining 3 indicators cannot be reported at this time. For further details please refer to Appendix 3.

## 7.0 PROGRESS AGAINST LPSA TARGETS

For details against progress towards LPSA targets, please refer to Appendix 4.

## 8.0 RISK CONTROL MEASURES

During the production of the 2008-09 Service Plan, the service was required to undertake a risk assessment of all Key Service Objectives.

Where a Key Service Objective has been assessed and found to have associated ‘High’ risk, progress against the application of risk treatment measures is to be monitored, and reported in the quarterly monitoring report in quarters 2 and 4.

Please refer to Appendix 5.

## 9.0 PROGRESS AGAINST HIGH PRIORITY EQUALITY ACTIONS

During 2007/08 the service was required to undertake an Equality Impact Assessment. Progress against actions identified through that assessment, with associated High priority are to be reported in the quarterly monitoring report in quarters 2 and 4.

There were no high priority equality actions established for this service.

## 10.0 DATA QUALITY

The author provides assurance that the information contained within this report is accurate and valid and that every effort has been made to avoid the omission of data. Where data has been estimated, has been sourced directly from partner or other agencies, or where there are any concerns regarding the limitations of its use this has been clearly annotated.




## 11.0 APPENDICES

<p>Appendix 1- Progress against Key Objectives/ Milestones Appendix 2- Progress against Key Performance Indicators Appendix 3- Progress against Other Performance Indicators Appendix 4- Progress against LPSA targets Appendix 5- Progress against Risk Treatment Measures Appendix 6- Explanation of traffic light symbols</p>
--








Service Plan Ref.	Objective	2008/09 Milestone	Progress to date	Commentary
EAR 1	Continue Borough-wide Playground Refurbishment Project to ensure compliance with national standard.	Establish funding and agree 2 playground refurbishments (which will take place in the financial year 08/09). Jun 2008		Playgrounds at Hale Park and Crow Wood Park have been refurbished.
		<i>Monitor and report the success of playground refurbishment. Mar 2009</i>		Playground refurbishment monitored and reported.
EAR 2	Continue to improve Parks, Sports Grounds, Open Spaces and Local Nature Reserves (LNR's).	Secure 8 Green Flag Awards (1. Hough Green Park, 2. Pickerings Pasture LNR, 3. Phoenix Park, 4. Rock Park, 5. Runcorn Hill Park & LNR, 6. Victoria Park, 7. Victoria Promenade, 8. Wigg Island Community Park). Jul 2008		In 2008/9 10 Green Flag Award's were secured.
		Secure funding, from the National Lottery Fund, for Runcorn Hill Park & LNR restoration. Jun 2008		Funding for the masterplan phase was secured.
EAR 3	To prepare and adopt a local development framework (LDF) and to review the LDF on a regular basis ensuring that an up to date development plan is available (statutory requirement). To achieve this by producing the following targets:-	Adoption of the Planning for Risk SPD. (This document decides how new developments, which could create significant potential off site accidental risks, should be balanced against the benefits they will bring). Apr 2008		Public consultation has been completed. The draft SPD is being updated. Adoption is planned for September 2009.
		Adoption of the Core Strategy. (The Core Strategy will set out a vision, spatial objectives and		The emerging Local Development Scheme (LDS) 2009 indicates publication of Core Strategy




**APPENDIX ONE - PROGRESS AGAINST OBJECTIVES/MILESTONES  
Environmental & Regulatory**

Service Plan Ref.	Objective	2008/09 Milestone	Progress to date	Commentary
		core policies for the future development of the Borough to 2021). Jan 2009		Preferred Options for public consultation in September 2009, with adoption in October 2011. The Milestone opposite, taken from the LDS 2007, refers to the publication of a Core Strategy Preferred Options document by Jan 2009.
		Adoption of the Southern Widnes Regeneration Area SPD. (This document provides the policies and proposals for the comprehensive development/redevelopment of the Southern Widnes area). Mar 2009		Adoption is now going to be September / October 2009 in the emerging Local Development Scheme 2009. The delay has been due to the need to consider options and traffic routes for the Silver Jubilee Bridge and new Mersey Gateway.
EAR 4	Implementation of actions to meet the objectives of the Council's Waste Management Strategy	Extension to kerbside multi-material recycling service. (The new scheme will see the existing paper collection scheme, in designated areas, increased from four-weekly to fortnightly collections to include cardboard, plastic bottles, cans, glass bottles and jars). By no later than Sep 2008		The scheme was extended to a further 20,000 properties in August 2008.
		Extension to kerbside green waste collection service. (The extension will cover an additional 3000 homes). Jun 2008		See key developments - Although the milestone date was not met, the target to extend the green waste collection service in 2008/09 was met with the roll out





**APPENDIX ONE - PROGRESS AGAINST OBJECTIVES/MILESTONES**  
**Environmental & Regulatory**

Service Plan Ref.	Objective	2008/09 Milestone	Progress to date	Commentary
				of the service to a further 3,000 properties taking place in February 2009.
		Extension to the network of neighbourhood recycling 'Bring Sites'. (These are sites where residents can bring materials to be recycled e.g. glass, paper, but no shoes or light bulbs. An additional two sites will be implemented). Oct 2008		Additional recycling facilities were installed in 2008/09 including sites in the Halton Lea, Heath and Windmill Hill wards.
		Development and delivery of a co-ordinated Environmental Education Campaign. (This will promote environmental stewardship to residents and businesses). Oct 2008		Although the milestone date was not met, in this last quarter work commenced on the delivery of a comprehensive communications campaign to change public perception and behaviour relating to waste and recycling.
		Extension to wheeled bin kerbside paper recycling collection service (the extension will provide blue bins to all suitable properties) by no later than Mar 2009		See key developments – this target was met.
		Introduction of pilot kerbside battery recycling collection scheme. By no later than Oct 2008		This scheme is now to be implemented in 2009/10
		Develop a Waste Prevention Strategy Sep 2008		A draft strategy has been developed which is to be published in 2009/10.

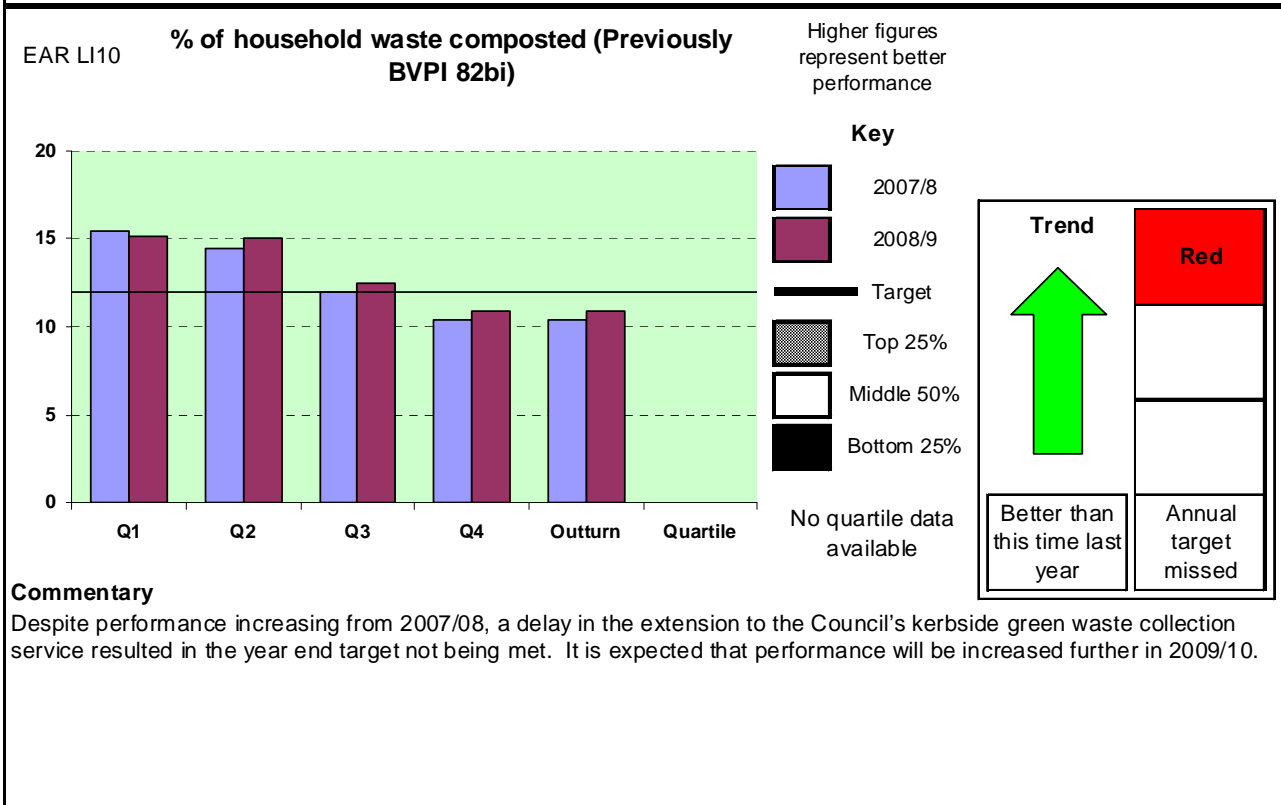
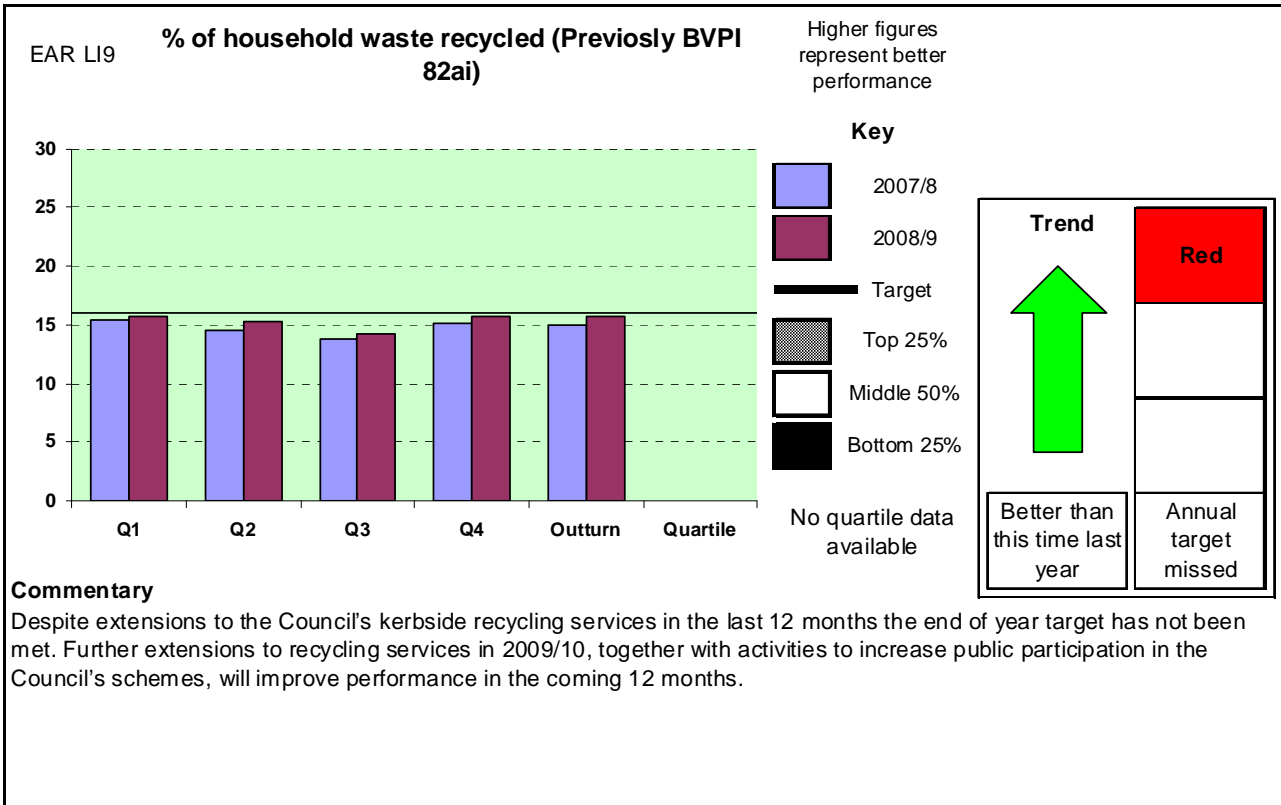
**APPENDIX ONE - PROGRESS AGAINST OBJECTIVES/MILESTONES  
Environmental & Regulatory**

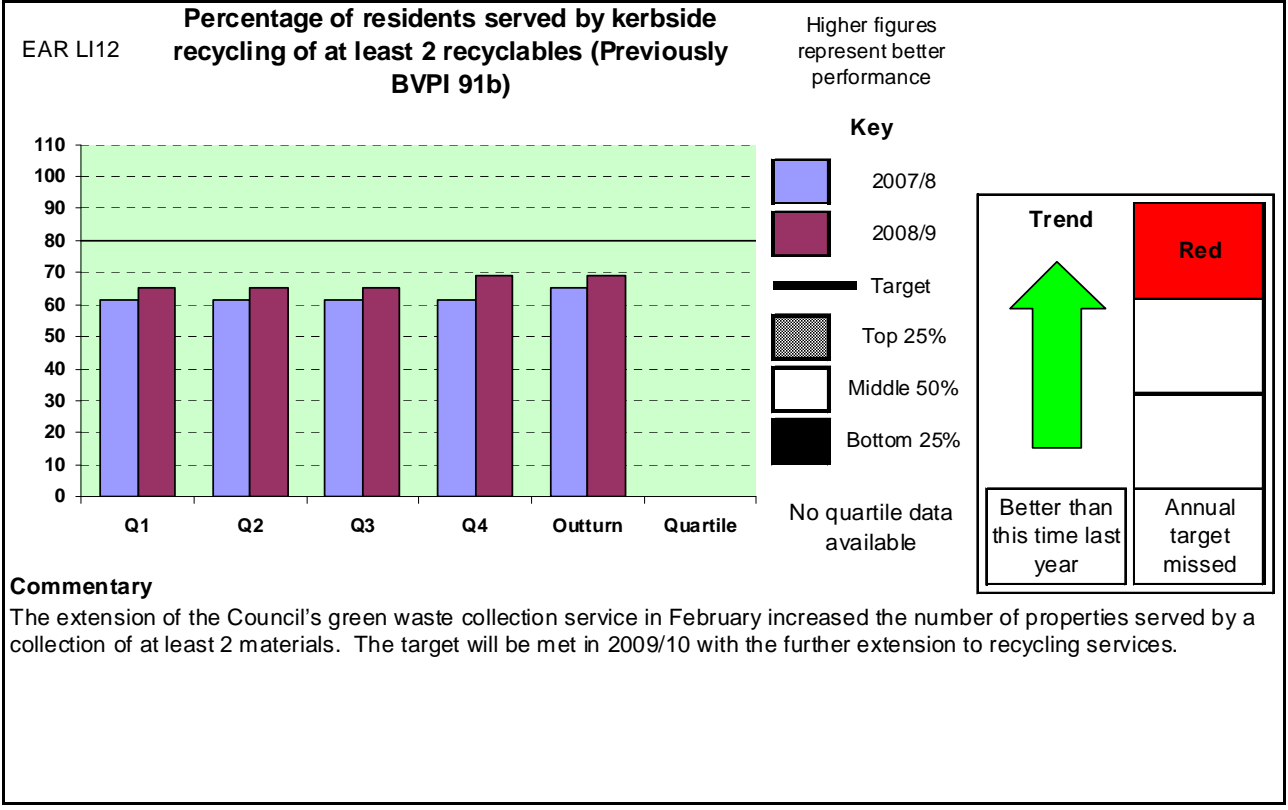
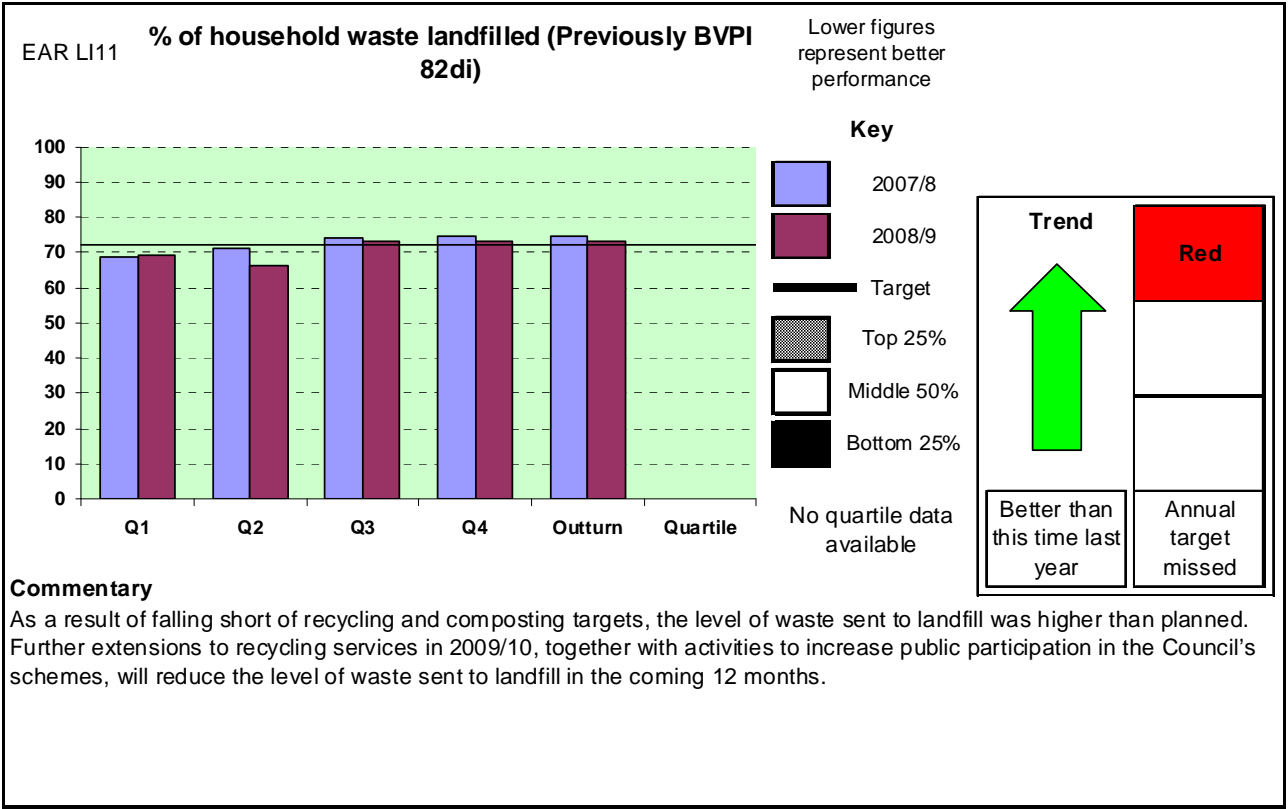
Service Plan Ref.	Objective	2008/09 Milestone	Progress to date	Commentary
EAR 5	To procure waste management facilities/services to meet the requirements of the Council's Municipal Waste Management Strategy.	Commencement of new Waste Management and Recycling Contract. (This contract will allow economies of scale to be derived in waste transfer, recycling and household waste sites as Halton joins in joint procurement with the other Merseyside Authorities). Oct 2008		See key developments
EAR 6	To develop and publish an integrated Environmental Nuisance Prevention and Enforcement Strategy. (This strategy will allow a co-ordinated response from the Service to reported nuisances and their remedy. A key aim is the attendance of one officer to deal with all nuisance issues on site).	Develop a Strategy in consultation with relevant HBC officers and external agencies and other stakeholders. Jan 2009		Work is continuing with the development of a strategy, a draft of which is anticipated to be produced in the first quarter of 2009/10.
EAR 7	Carry out local Streetscene environmental improvements. (Street Scene is part of the Council's Environment Directorate that incorporates a number of services that have an important impact on the "street" and public open spaces in terms of their appearance	Undertake 20 small scale environmental improvements. Will include items such as installation of new street furniture, repair of existing street furniture and improvements to soft landscape. Dec 2008.		20 Smallscale environmental improvements have been undertaken.

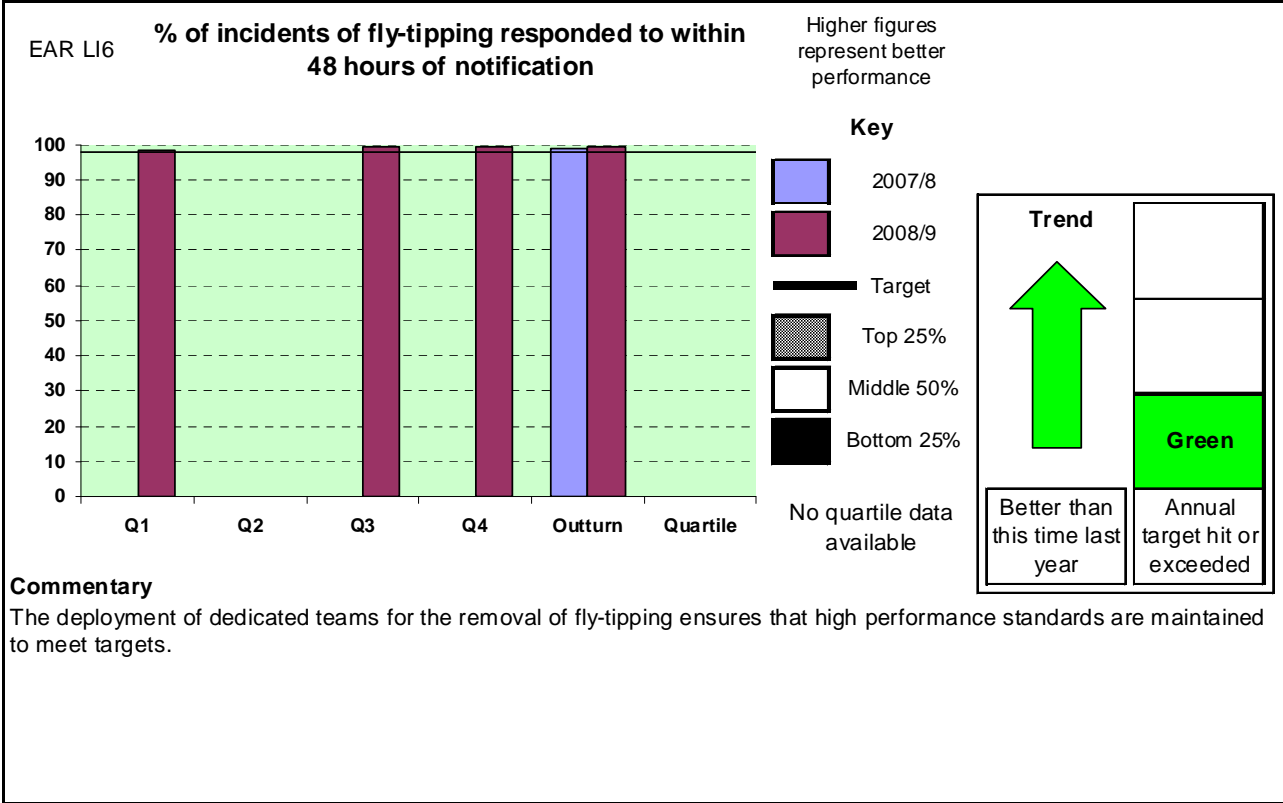
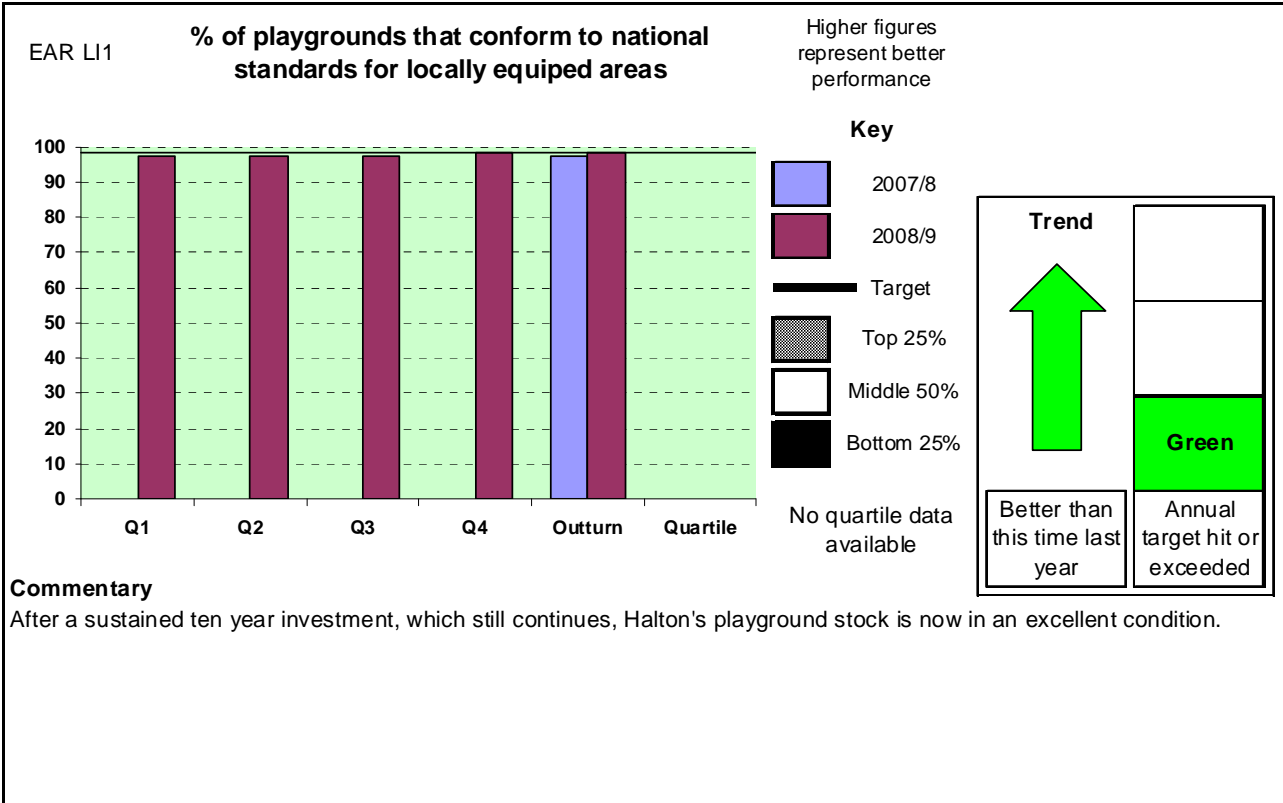
**APPENDIX ONE - PROGRESS AGAINST OBJECTIVES/MILESTONES**  
**Environmental & Regulatory**

Service Plan Ref.	Objective	2008/09 Milestone	Progress to date	Commentary
EAR 8	Implement the Contaminated Land Inspection Strategy. Take a strategic approach to inspecting the borough for potentially contaminated land under the provisions contained in Part IIA of the Environmental Protection Act 1990, and to describe and publish this in a written strategy.	<i>Continue to identify and classify potentially contaminated sites from available data. Mar 2009</i>		Potentially contaminated sites have been identified and classified. A draft dataset is available.
		<i>Continue comparing the potentially contaminative land uses to information on pathways and receptors and categorise into risk categories A B and C. (Ordered and rational manner to identify and prioritise sites. Categories are a broad risk assessment with A as the highest category and 1400 potential sites). Mar 2009</i>		Progressed has continued as planned.
		<i>Complete the identification of the Group A, B and C sites. Mar 2009</i>		Identification has been completed.
		<i>Commence detailed inspections of high risk sites (group A) Mar 2009</i>		Inspections at high risk sites have commenced.

**APPENDIX ONE - PROGRESS AGAINST OBJECTIVES/MILESTONES**  
**Environmental & Regulatory**





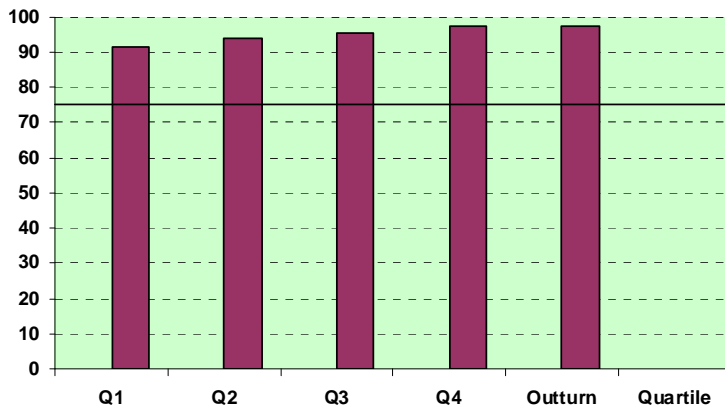




EAR LI8

**Greenstat Survey, satisfaction with the standard maintenance of trees, flowers and flower beds**

Higher figures represent better performance



**Key**

- 2007/8
- 2008/9
- Target
- Top 25%
- Middle 50%
- Bottom 25%
- No quartile data available

<b>Trend</b>	<div style="border: 1px solid black; width: 100%; height: 100%; background-color: white;"></div>
No data for same Qtr last year	<div style="border: 1px solid black; width: 100%; height: 100%; background-color: #00ff00; text-align: center; color: black; font-weight: bold;">Green</div>
	Annual target hit or exceeded

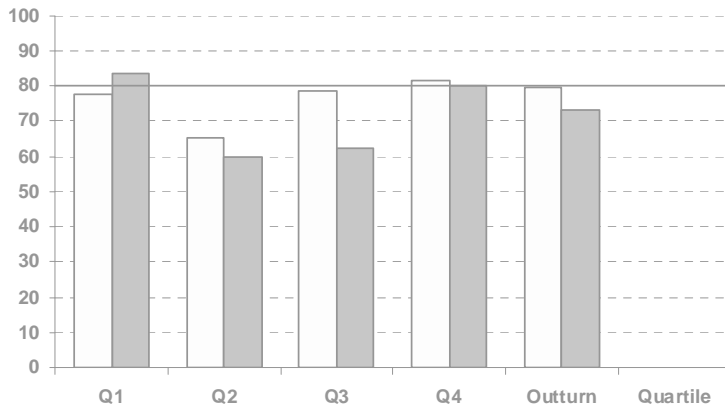
**Commentary**

Taken from Greenstat surveys 1st January 2009 to 31st March 2009.

NI 157a

**Percentage of major planning applications determined within 13 weeks**

Higher figures represent better performance



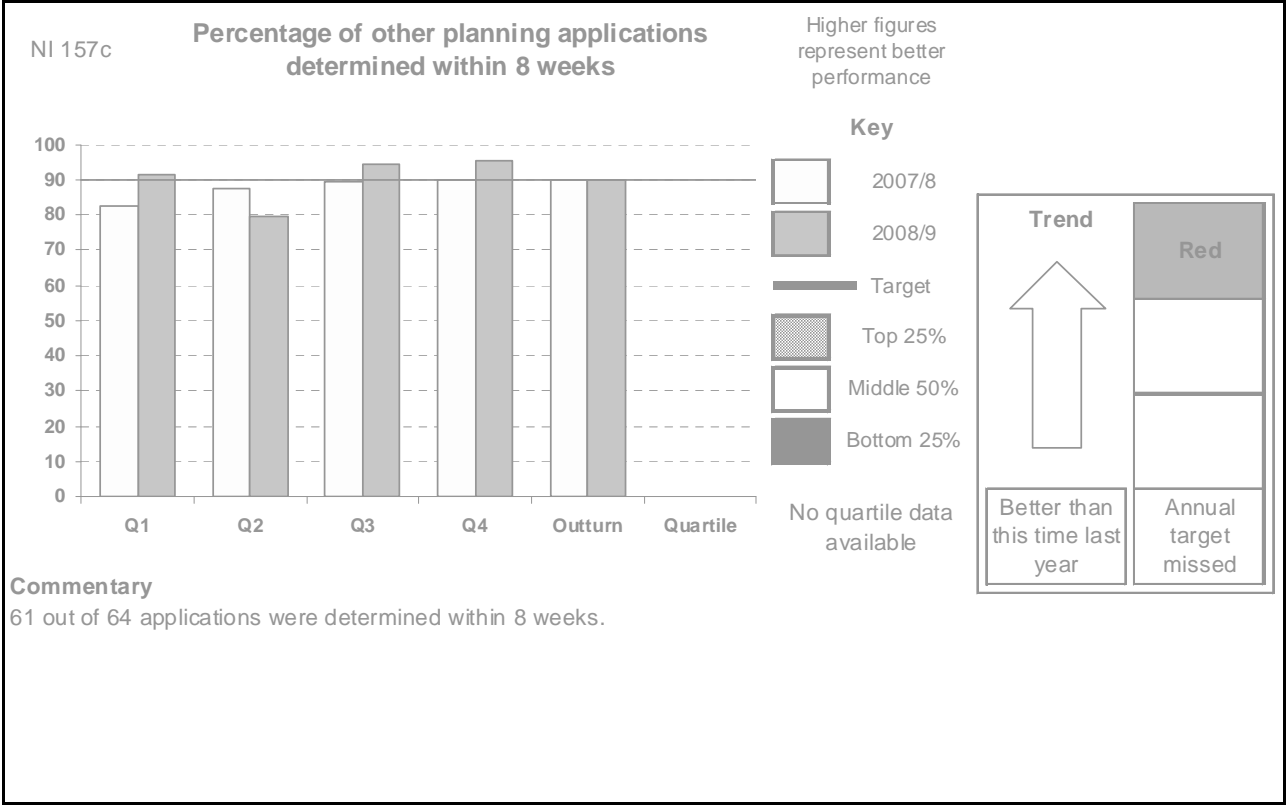
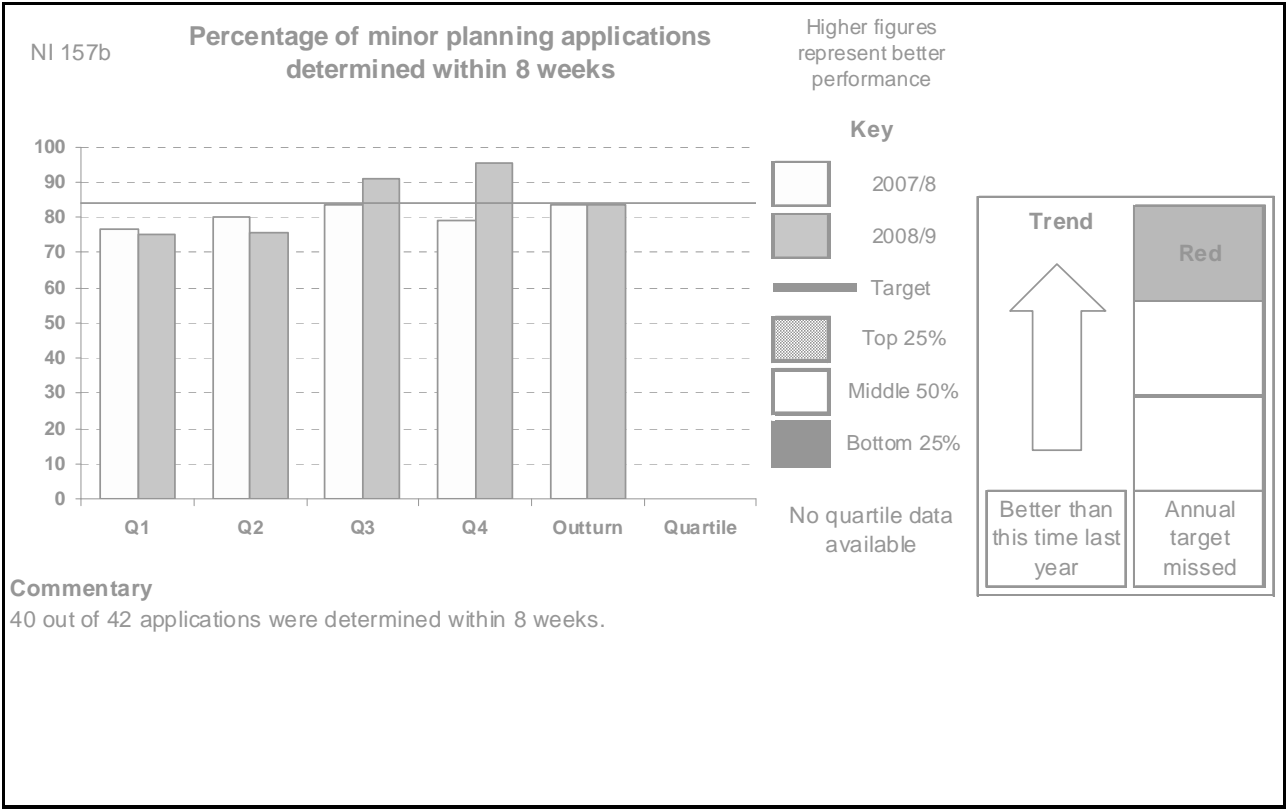
**Key**

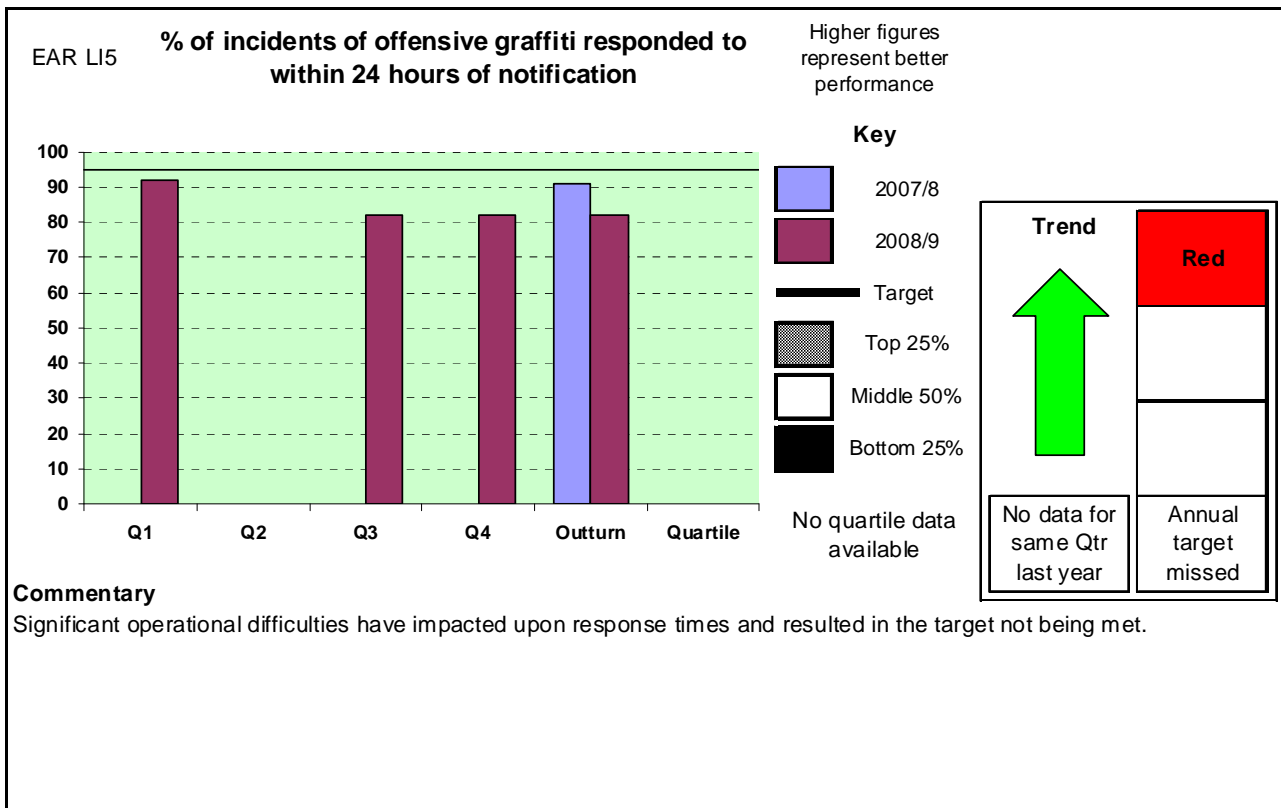
- 2007/8
- 2008/9
- Target
- Top 25%
- Middle 50%
- Bottom 25%
- No quartile data available

<b>Trend</b>	<div style="border: 1px solid black; width: 100%; height: 100%; background-color: #cccccc; text-align: center; color: black; font-weight: bold;">Red</div>
Worse than this time last year	Annual target missed

**Commentary**

4 out of 5 major applications were determined in this quarter within 13 weeks.







**NI 159**, Supply of ready to develop housing sites. The 2008/9 outturn is 137.9%. This is the first year that this has been reported and no target was set. This now forms a baseline for future targets.

**NI 170**, Previously developed land that has been vacant or derelict for more than 5 years. The 2008/9 outturn is 2.28%. This is the first year that this has been reported and no target was set. This now forms a baseline for future targets.

Ref.	Description	Actual 2007/08	Target 2008/09	Quarter 4	Progress	Commentary
<b>Quality</b>						
EAR LI3	Number of Green Flag Awards achieved for Halton	6	9	10		Ten parks were awarded Green Flag Awards in 2008/9.
EAR LI7	% of residents satisfied with the cleansing standards in Halton	-	75	N/a	N/a	Figure not available
EAR NI 182	Satisfaction of businesses with local authority regulation services BERR DSO	-	-	82	N/a	This indicator covers Trading Standards, Environmental Health and Licensing This indicator measures whether businesses think they have been treated fairly and helpfully by local authority regulators. By specifically measuring this, the aim is to inspire local authorities to recognise the important contribution regulatory services make to local and national priorities, and inspire regulatory services to recognise their own role in supporting local business. The figure reported is based upon satisfaction surveys undertaken by environmental health.
EAR LI13	Resident satisfaction with parks and open spaces (Previously BVPI 119e)	-	75	97.14		Resident satisfaction as recorded by Greenstat continues to be very high. A recent Halton 2000 survey result recorded 87% satisfaction. Slightly less than the Greenstat result's, which are mostly carried out face to face, but up from 71% when the last survey was done.
EAR LI2	Greenstat Survey, satisfaction with the standard of cleanliness and maintenance	-	88	94.28		Satisfaction continues to improve.

**APPENDIX THREE - PROGRESS AGAINST OTHER INDICATORS**  
**Environmental & Regulatory**

Ref.	Description	Actual 2007/08	Target 2008/09	Quarter 4	Progress	Commentary
	of parks and green spaces					
<b>Service Delivery</b>						
EAR LI18	% of new reports of abandoned vehicles investigated within 24 hours (Previously BVPI 218)	94.58	100	96.24		Despite performance being higher than in previous years, the year end target has not been met. Operational changes have been put into place to ensure that performance will be improved in the coming year.
NI 154	Net additional homes provided PSA 20	-	518	395		Performance has been adversely affected by the availability of credit in the mortgage market that has led to reduced demand for new property build.
NI 155	Number of affordable homes delivered (gross) PSA 20	-	-	80	N/a	This is the first year that this performance indicator has been reported and no target was set. It will inform the LDF document in which future targets will be set.
NI 184	Food establishments in the area which are broadly compliant with food hygiene law	-	-	72	N/a	There is at present no set target of expected performance. At present about 72 % of premises in Halton are broadly compliant with food law. The team is committed to making realistic improvements in this rate, however there are factors outside the control of the team that influence compliance rates. In particular these include profitability of businesses and high management and staff turnover. It is recognised by the FSA that such factors will be a particular influence in urban and more deprived areas.
NI 189	Flood and coastal erosion risk management	-	-	N/a	N/a	This indicator will be reported by the Environment Agency according to the DCLG document "National Indicators for Local Authorities and Local Authority Partnerships: Handbook of Definitions 1 April 2008.

**APPENDIX THREE - PROGRESS AGAINST OTHER INDICATORS**  
**Environmental & Regulatory**

Ref.	Description	Actual 2007/08	Target 2008/09	Quarter 4	Progress	Commentary
NI 190	Achievement in meeting standards for the control system for animal health Defra DSO	-	-	N/a	N/a	It is intended that an indicator measuring the degree to which a local authority is meeting the standards of performance agreed in the Animal Health and Welfare Framework Agreement will be introduced from 2009/10. The Framework Agreement is currently being reviewed and the proposed indicator will reflect the outcome of this review.
NI 191	Residual household waste per head Defra DSO	-	-	889.79	N/a	This indicator measures the kilogrammes of waste produced per household, and replaces the previous indicator that measured kg of waste per head of population. Overall in 2008/09 there has been a reduction in the level of waste produced in Halton compared to the previous year.
NI 192	Household waste recycled and composted	-	-	26.69	N/a	Despite extensions to the Council's kerbside recycling services in the last 12 months the end of year target has not been met. Further extensions to recycling services in 2009/10, together with activities to increase public participation in the Council's schemes, will improve performance in the coming 12 months.
NI 193	Municipal waste land filled Defra DSO	-	-	73.56	N/a	As a result of falling short of recycling and composting targets, the level of waste sent to landfill was higher than planned. Further extensions to recycling services in 2009/10, together with activities to increase public participation in the Council's schemes, will reduce the level of waste sent to landfill in the coming 12 months.





**APPENDIX THREE - PROGRESS AGAINST OTHER INDICATORS**  
**Environmental & Regulatory**

Ref.	Description	Actual 2007/08	Target 2008/09	Quarter 4	Progress	Commentary
NI 195	Improved street and environmental cleanliness levels of, a) litter b) detritus c) graffiti d) fly posting	- - - -	- - - -	9 5 1 0	N/a N/a N/a N/a	Street Scene services will keep this area under review. Future targets will be based on these figures.
NI 196	Improved street and environmental cleanliness – fly tipping	-	-	3	N/a	The total number of enforcement actions taken in 2008/09 has increased from 2007/08, however, there has been an increase in the number of fly-tipping incidents dealt with by the authority. The Council's grading is therefore categorised as '3' or 'Good'.
NI 197	Improved local biodiversity – active management of local sites Defra DSO	-	-	16	N/a	Actions have been taken in line with the Biodiversity Action Plan and Natural Assets Strategy. Future targets will be based on this figure.





**APPENDIX THREE - PROGRESS AGAINST OTHER INDICATORS**  
**Environmental & Regulatory**

LPSA Ref.	Indicator	Baseline	Target	Perform 07/08	Perform. 08/09 Q4	Traffic light	Commentary
7	<p><b>Improving health and well-being:</b></p> <p>The number of people reporting to the NHS stop smoking services who had set a quit date and who are still not smoking at the four weeks review (during the year 1 April to 31 March)</p>	850 (2005/6)	2000 (2008/9)	1119	N/a	N/a	Awaiting data from the PCT. Figure expected to be available in Q2 2009/10.





Key Objective	Risk Identified	Risk Treatment Measures	Target	Progress	Commentary
<b>EAR 3 To prepare and adopt a local development framework (LDF) and to review the LDF on a regular basis ensuring that an up to date development plan is available (statutory requirement). To achieve this by producing the following targets:-</b>	Production of unsound plans resulting in abortive costs and repetition of work.	Consultation with relevant internal officers and external experts to ensure proper evaluation of requirements to pass tests of soundness	08/04/2008		Chief Officers Steering Group have been consulted on 3 occasions, the Members Working Party on 2 occasions, to review and provide input into the draft Core Strategy.
	Risk of changes to central/regional & Local Authority Governed Policy affecting the agreed strategy.	Final strategies should be flexible to account for such changes and continual monitoring of policy should be maintained to keep abreast of any potential changes	08/04/2008		Sustainability appraisal undertaken to ensure flexibility of final strategies.
	Failure to produce strategy could jeopardise future government funding e.g. planning delivery grant.	Ensure delivery of strategies in line with government requirements.	08/04/2008		Strategies delivered.
<b>EAR 4 Implementation of actions to meet the objectives of the Council's Waste Management Strategy</b>	Overall failure to meet the commitments of the Waste Management Strategy	Waste Action Plans to be developed to meet performance targets	08/09/2008		The Council's Waste Action Plan was approved in July 2007. The Plan set out a programme to deliver enhanced recycling services, which continue to be rolled out, to meet targets (see key developments).

**APPENDIX FIVE – PROGRESS AGAINST RISK TREATMENT MEASURES  
Environmental & Regulatory**

Key Objective	Risk Identified	Risk Treatment Measures	Target	Progress	Commentary
		Monitoring and control measures in place to ensure that targets and pledges are met.	08/09/2008		Monitoring of performance is an on-going activity within the Waste Management Division to ensure that targets and pledges are met.
	Unwillingness of Public to participate will result in targets not being met	Sufficient resources in place to deliver a continual and comprehensive consultation, promotional and educational campaigns.	Ongoing		A comprehensive communications campaign, to change public perception and behaviour to increase public participation with recycling schemes, is being delivered to support the on-going promotional, awareness raising and educational activities.
<b>EAR 5 To procure waste management facilities/services to meet the requirements of the Council's Municipal Waste Management Strategy.</b>	Failure to meet recycling targets and the requirements of the European Landfill Directive - Leading to financial penalties.	Proper procurement process to ensure waste management infrastructure in place, and continual monitoring of performance against targets	08/07/2008		See key developments
	Failure to identify and develop potential partnerships - Leading to missed opportunities, loss of potential economies of scale and targets not being met.	Proper consideration of options and negotiations with potential partners to ensure that partnership arrangements are delivered that reflect the best interests of the Council	08/09/2008		Halton has been effectively represented at the Merseyside Joint Waste Strategy Group

**APPENDIX FIVE – PROGRESS AGAINST RISK TREATMENT MEASURES**  
**Environmental & Regulatory**

The traffic light symbols are used in the following manner:

	<b><u>Objective</u></b>	<b><u>Performance Indicator</u></b>
<b><u>Green</u></b>	 Indicates that the <u>objective</u> <u>has been achieved</u> within the appropriate timeframe.	Indicates that the annual 08/09 target <u>has been achieved</u> or exceeded.
<b><u>Red</u></b>	 Indicates that that the <u>objective</u> <u>has not been achieved</u> within the appropriate timeframe.	Indicates that the annual 08/09 target <u>has not been achieved</u> .